

100 % CUBE
100 % GROHE

Pure Freude an Wasser

GROHE
WAVES

GROHE.COM



GROHE EUROCUBE 100 % GROHE CUBE KITCHEN

In today's cosmopolitan kitchens the freshest designs and the freshest ingredients go hand in hand. Featuring a crisp, linear silhouette, Eurocube introduces true square design to the kitchen, while an eye-catching cut-out detail on the faucet lever enhances its architectural appeal. Naturally, Eurocube also benefits from two of our leading technologies: GROHE SilkMove®, for comfortable and precise control of the water flow, and GROHE StarLight® for an intense chrome shine that resists dirt and tarnishing and highlights its minimalist form.



GROHE SilkMove®



GROHE StarLight®









SmoothTurn



ComfortHeight

GROHE EUROCUBE 100 % GROHE CUBE BATHROOM

For a sharp, tailored look in your bathroom, choose Eurocube. Here is a design so cleverly engineered that we are able to offer an extensive choice of faucets featuring a perfectly square design for the basin, bidet, shower and bath. Across the range, cut-out detailing on the lever handles adds a lightness of touch to the appearance of each piece while highlighting the minimalist appeal of the collection.



GROHE SilkMove®



GROHE SilkMove® ES



GROHE StarLight®



GROHE EcoJoy™






GROHE QuickFix®



100% CUBE IN EVERY DETAIL

Perfectly coordinated with Eurocube, Euphoria Cube showers with rain spray pattern are equipped with GROHE DreamSpray® technology and are available in chrome finished plastic or metal body. Now the last piece of the set is complete with the addition of Grohtherm cube, a range of thermostats designed to offer unrivaled safety and eco features with the same smart cubist design details.

Our 100% Cube offering does not stop at our faucets. GROHE also offers a full range of perfectly matching accessories. Finish your ideal bathroom with Skate Cosmopolitan wall plates, for WC and urinal, or choose the innovative Skate Fresh with hidden integrated cleaning tap. Or refresh at every flush and save water with the DualFlush function. It is all about details.



NEW

1

34 497 000
Thermostatic bath/shower mixer
34 502 000
with GROHE Easy Reach™ tray



NEW

1

34 488 000
Thermostatic shower mixer
34 491 000
with GROHE Easy Reach™ tray



NEW

19 958 000 | 19 959 000
Thermostatic bath/shower mixer |
Thermostatic shower mixer
35 500 000 Rapido T



NEW

18 700 000
Tray



NEW

27 700 000
Euphoria Cube Shower Set
27 890 000
Euphoria Cube® Shower Set



26 087 000
Euphoria Cube Shower System



40 508 000 + 40 372 000
Holder + Crystal glass



40 509 000
Towel rail 600 mm



40 507 000
Toilet paper holder



38 732 000
Skate Cosmopolitan
wall plate



40 512 000
Multi-towel rack 600 mm



40 511 000
Robe hook



40 513 000
Toilet brush set



38 805 000
Skate Cosmopolitan Set Fresh
wall plate for dual flush



GROHE TurboStat®



GROHE EcoJoy®



GROHE StarLight®




2015



SafeStop



AquaDimmer Eco



EasyLogic



XL WaterFall



GROHE Whisper®



Safety



SpareFlush


PURE FREUDE AN WASSER GROHE TECHNOLOGY

Given the great diversity of GROHE's range, it's almost a shame that our products last a lifetime. How come they do? We continuously work at understanding our customer's needs and on developing the right solution. We turn the world's leading green technology into beautiful products that make life as convenient as possible and deliver on our promise, "Pure Freude an Wasser".



GROHE SilkMove®

Smoothest handling for effortless precision and ultimate comfort to last a lifetime.



GROHE StarLight®

Made-to-last surfaces ranging from precious matt to high diamond shine.



GROHE EcoJoy™

Save precious resources and enjoy 100% water comfort.



GROHE TurboStat®

Always the right temperature, for maximum convenience and safety.



GROHE DreamSpray®

Innovative quality showers for luxurious revitalisation and wellbeing.



GROHE QuickFix®

Faster, easier and hassle-free, GROHE QuickFix® cuts installation time by up to 50%.

VISIT US ONLINE

Follow us



/GROHEMiddleEastAfrica

GROHE.COM

Grohe Regional HQ
East Mediterranean
Middle East
Africa
Grome Marketing (Cyprus) Ltd.
P.O. Box 27048, CY-1641 Nicosia, Cyprus
Phone: + 357 - 22 - 46 52 00
Telefax: + 357 - 22 - 37 91 88

Grohe Headquarters
Grohe AG
Feldmühleplatz 15
40545 Düsseldorf / Germany
www.grohe.com

Visit our website and find the office/
dealer/ distributor closest to you.

01/2014 - Copyright by GROHE